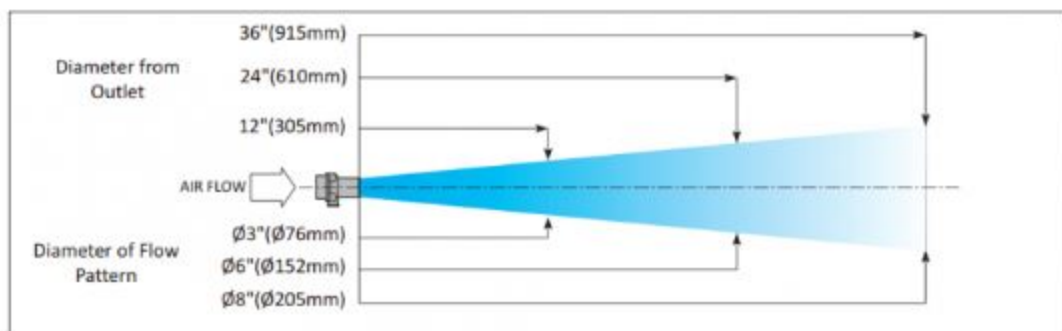
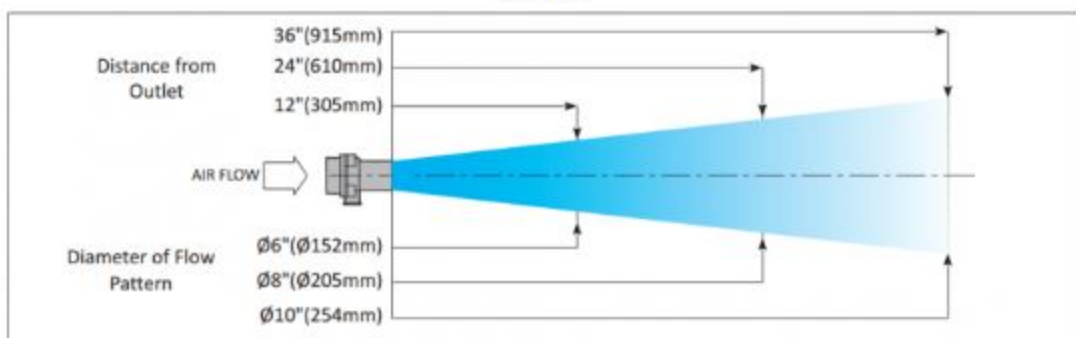


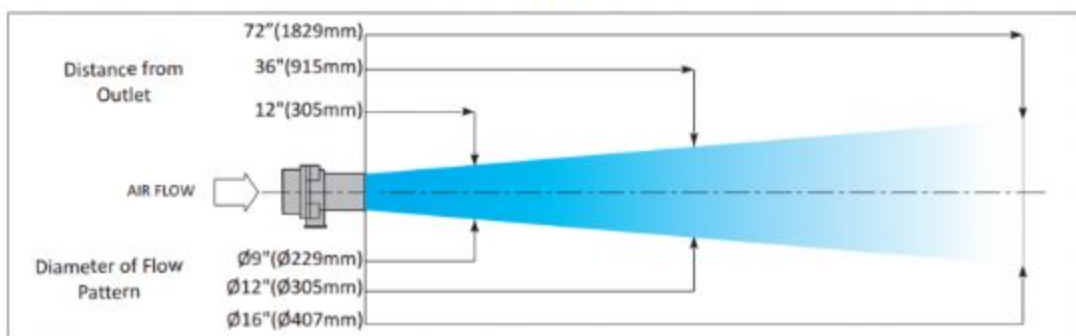
## AM20



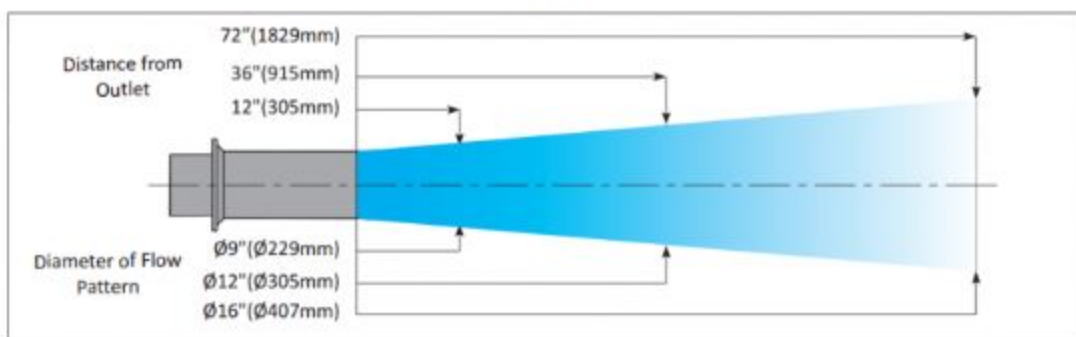
## AM40



## AM75



## AM125



GIRIŞ BASINCI	AM10	AM20	AM40	AM75	AM125
<b>20 PSIG</b> (1.4 BAR)	2.2 (62.3)	4.3 (121.8)	8.0 (226.5)	16.5 (467.2)	65.0 (1840.6)
<b>40 PSIG</b> (2.8 BAR)	3.4 (96.3)	6.1 (172.7)	11.3 (320.0)	23.2 (657.0)	90.0 (2548.5)
<b>60 PSIG</b> (4.1 BAR)	4.3 (121.8)	7.5 (212.4)	15.0 (424.8)	29.7 (841.0)	119.5 (3383.9)
<b>80 PSIG</b> (5.5 BAR)	4.9 (138.8)	9.3 (263.3)	19.3 (546.5)	37.0 (1047.7)	137.5 (3893.6)
<b>100 PSIG</b> (6.9 BAR)	5.8 (164.2)	11.0 (311.5)	25.1 (710.8)	44.0 (1245.9)	150.0 (4247.5)
<b>120 PSIG</b> (8.4 BAR)	6.1 (172.7)	11.8 (334.1)	26.0 (736.2)	47.0 (1330.9)	152.0 (4304.2)

### ÇIKIŞTA BASINÇ vs. HIZ Ft/dk (m/sn)

GIRIŞ BASINCI	AM10	AM20	AM40	AM75	AM125
<b>20 PSIG</b> (1.4 BAR)	9000 (45.72)	9000 (45.72)	6000 (30.48)	2800 (14.224)	3900 (19.812)
<b>40 PSIG</b> (2.8 BAR)	14000 (71.12)	14500 (73.66)	10000 (50.8)	4600 (23.368)	6050 (30.734)
<b>60 PSIG</b> (4.1 BAR)	16500 (83.82)	18200 (92.456)	13500 (68.58)	5950 (30.226)	7700 (39.116)
<b>80 PSIG</b> (5.5 BAR)	18500 (93.98)	21000 (106.68)	16200 (82.296)	6850 (34.798)	9000 (45.72)
<b>100 PSIG</b> (6.9 BAR)	20300 (103.124)	23200 (117.856)	18400 (93.472)	7550 (38.354)	10000 (50.8)
<b>120 PSIG</b> (8.4 BAR)	22000 (111.76)	25000 (127)	20200 (102.616)	7900 (40.132)	10500 (53.34)

### Ft/dk (m/sn)

GIRIŞ BASINCI	AM10	AM20	AM40	AM75	AM125
<b>20 PSIG</b> (1.4 BAR)	1000 (5.08)	1400 (7.112)	1850 (9.398)	1550 (7.874)	2000 (10.16)
<b>40 PSIG</b> (2.8 BAR)	1430 (7.2644)	2350 (11.938)	2850 (14.478)	2300 (11.684)	3400 (17.272)
<b>60 PSIG</b> (4.1 BAR)	1650 (8.382)	2870 (14.5796)	3500 (17.78)	2750 (13.97)	4300 (21.844)
<b>80 PSIG</b> (5.5 BAR)	1800 (9.144)	3200 (16.256)	4000 (20.32)	3150 (16.002)	4900 (24.892)
<b>100 PSIG</b> (6.9 BAR)	1900 (9.652)	3400 (17.272)	4380 (22.2504)	3300 (16.764)	5300 (26.924)
<b>120 PSIG</b> (8.4 BAR)	1980 (10.0584)	3600 (18.288)	4700 (23.876)	3450 (17.526)	5600 (28.448)

MODEL NUMARASI	ÇIKIŞ DIŞ ÇAPI	*A İNÇ (MM)	B İNÇ (MM)	C İNÇ (MM)	D İNÇ (MM)	E İNÇ (MM)	F İNÇ (MM)	G İNÇ (MM)	TH H İNÇ (MM)	I İNÇ (MM)	J İNÇ (MM)	K* (NPT)
AM10	3/4" (19)	0.40" (10.16)	1.30" (33.1)	0.99" (25.2)	1.89" (48)	2.24" (57)	0.19" (4.8)	0.16" (4)	0.59" (15)	0.75" (19)	1.59" (40.4)	1/8"
AM20	1-1/4" (31)	0.81" (20.6)	1.86" (47.2)	1.50" (38)	2.39" (60.8)	3.03" (76.9)	0.27" (6.8)	0.20" (5)	0.59" (15)	1.27" (32.2)	2.16" (54.8)	1/4"
AM40	2" (51)	1.59" (40.4)	3.15" (80)	2.93" (74.5)	3.54" (90)	4.18" (106.1)	0.29" (7.4)	0.24" (6.2)	0.79" (20)	2.03" (51.6)	2.84" (72.2)	3/8"
AM75	4" (101)	2.98" (75.8)	5.91" (150)	4.96" (126)	6.89" (175)	8.46" (215)	0.53" (13.5)	0.51" (13)	1.18" (30)	3.98" (101)	5.94" (151)	1/2"
AM125	8" (200)	4.92" (125)	10.24" (260)	7.09" (180)	--	--	--	--	0.79" (20)	7.80" (198)	16.54" (420)	3/4"

